



## Pay Your Invoice Online

Online payment is convenient, safe and faster. You can pay your chemBlink invoice online either by credit card or PayPal account.

**Step 1:** Access the following link to locate the Pay Online block:

<https://www.chemblink.com/promotion.htm#payOnline>

Pay Online [Help...](#)

Enter Invoice Number:  
201305301

**Pay Now**

Enter invoice number if you already have one. Otherwise, leave the edit box blank. Clicking on the Pay Now button will lead you to the payment page.

**Step 2:** Make payment on PayPal's payment page:

PayPal provides the secure online payment facility. On the left part of the popup window you need to enter a memo to the Descriptions box and the total payment amount to the Item Price box, and click on the Update link:

ChemBlink Inc.

**Your order summary**

| Descriptions                                   | Amount |
|--|--------|
| <input type="text" value="Enter description"/> | 0.00   |

Item price:

Options: Invoice#: 201305301  
Quantity: 1  
[Update](#)

---

**Item total** **0.00**



The Item total will be calculated and displayed, which will be withdrawn from your credit card or your PayPal account:

**ChemBlink Inc.**


**Your order summary**

| Descriptions   | Amount          |
|--|-----------------|
| Premium links renewal<br>Item price: \$500.00<br>Options: Invoice#: 201305301<br>Quantity: 1 | \$500.00        |
| <b>Item total</b>  | <b>\$500.00</b> |
| <b>Total \$500.00 USD</b>  |                 |

**Step 3:** Select payment method:

On the right part of the payment page you should choose a way to pay. If you prefer to transfer the payment from your PayPal account, expand the heading Pay with PayPal account, enter your email address with PayPal and password. Log in your account to transfer money:

**Choose a way to pay**

▼ **Pay with my PayPal account** 

Log in to your account to complete the purchase

Email

PayPal password

[Forgot your email address or password?](#)



If you do not have PayPal account or you prefer to pay by credit card, click on the Don't have a PayPal account? link to expand the section of Pay with a debit or credit card, or Bill Me Later:





▼ **Pay with a debit or credit card, or Bill Me Later**  
Pay with your debit or credit card, or with Bill Me Later®

Country

Bill Me Later®, a PayPal service  
**No Payments + No Interest if paid in full in 6 months on purchases of \$99+** [See terms](#)

Credit Card

Card number

Payment Types    

Expiration date mm  / yy

CSC

[What is this?](#)

First name

Last name

Address line 1

Address line 2 (optional)

City/State

ZIP code

Phone type

[Why is this needed?](#)

Phone number 555-555-1234

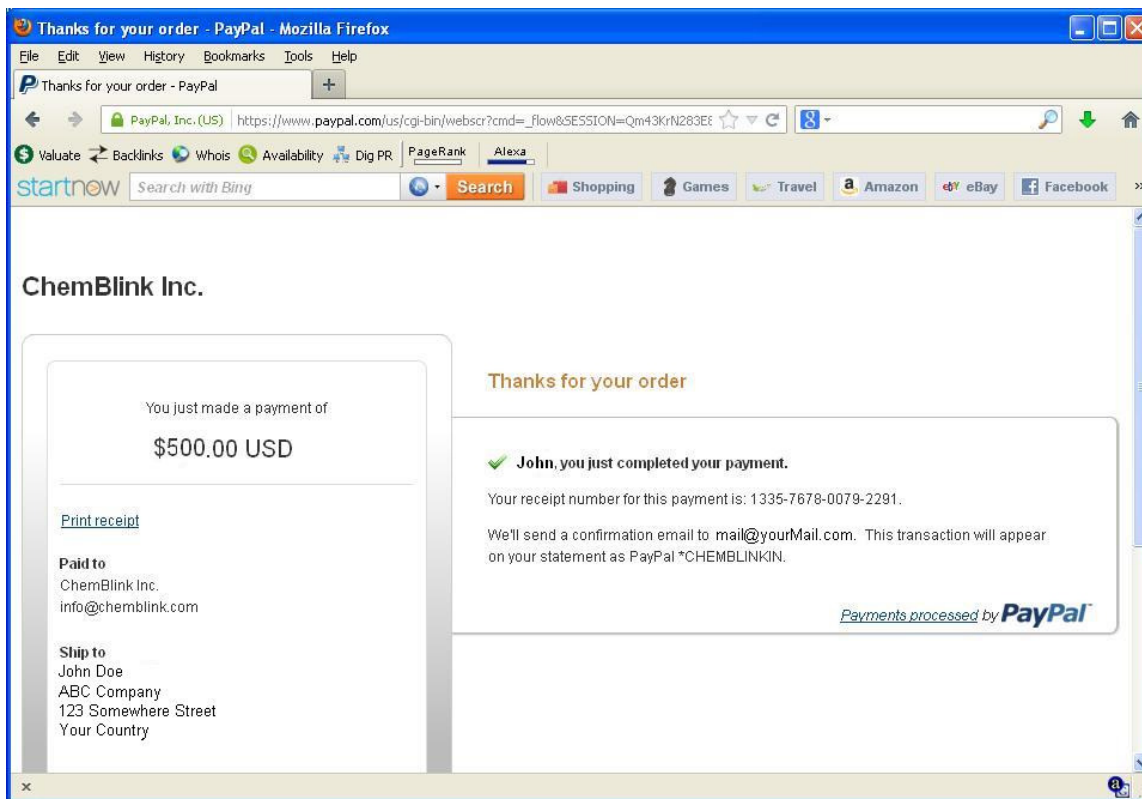
Email

Enter all required information and click on the Review and Continue button



#### Step 4: Pay and keep receipt

After paying money you will see the receipt shown as below:



Print the receipt with receipt number. Your advertising links will be online within 24 hours after chemBlink receives your payment.